



lumini Solucoes em Iluminacao LTDA  
www.lumini.com.br  
Email:laboratorio@lumini.com.br  
Tel:+55 11 3437-5555 Fax:+55 11 3437-5555  
Address:Rua Ferreira Viana, 716 - Socorro - São Paulo/SP

---

## lumini

---

LumCAT:

Luminaire: no frame a w

LampCAT: modulo led line 1W 30K irc 90

Ballast type: led driver 350mA

Report No:

Voltage(V): 127.9700

Test No:

Current(A): 0.0310

Number of Lamps: 1

Power (W): 1.5090

Lamp flux(lm): 165.0

PF: 0.3850

Length(mm): 70

Width(mm): 70

Phm Type: C

Height(mm): 0

---

## Photometric Results

---

Lumens(lm): 53.44, Efficiency(%): 32.39% , Luminous Efficacy(lm/W): 35.41

Central intensity(cd): 0.095, Maximum intensity(cd): 19.568

Angle of maximum intensity: C=90.0  $\gamma$ =87.0

Beam angle of C90 plane : 195.65

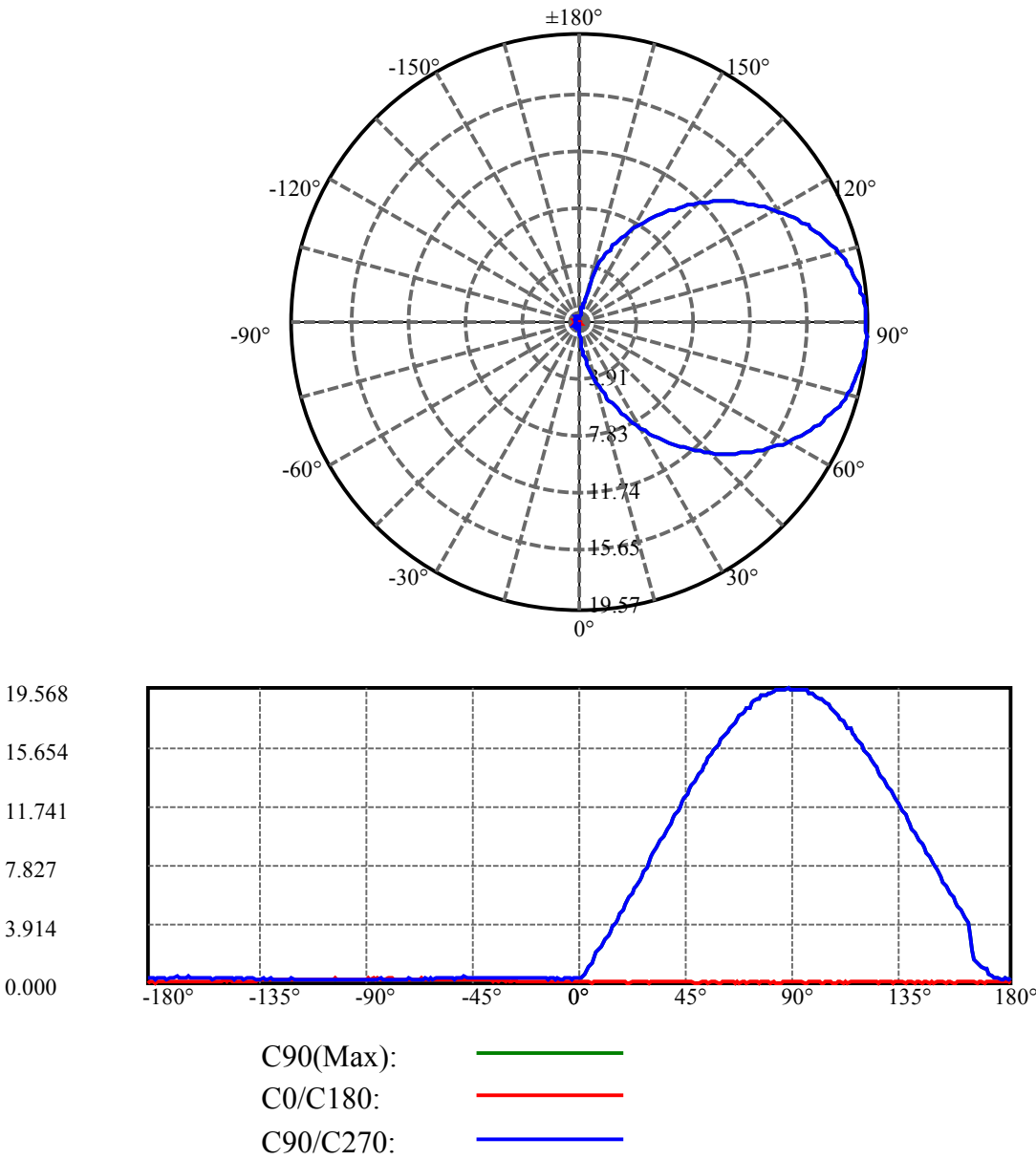
Aveage BeamAngle(IEC 61341):108.50

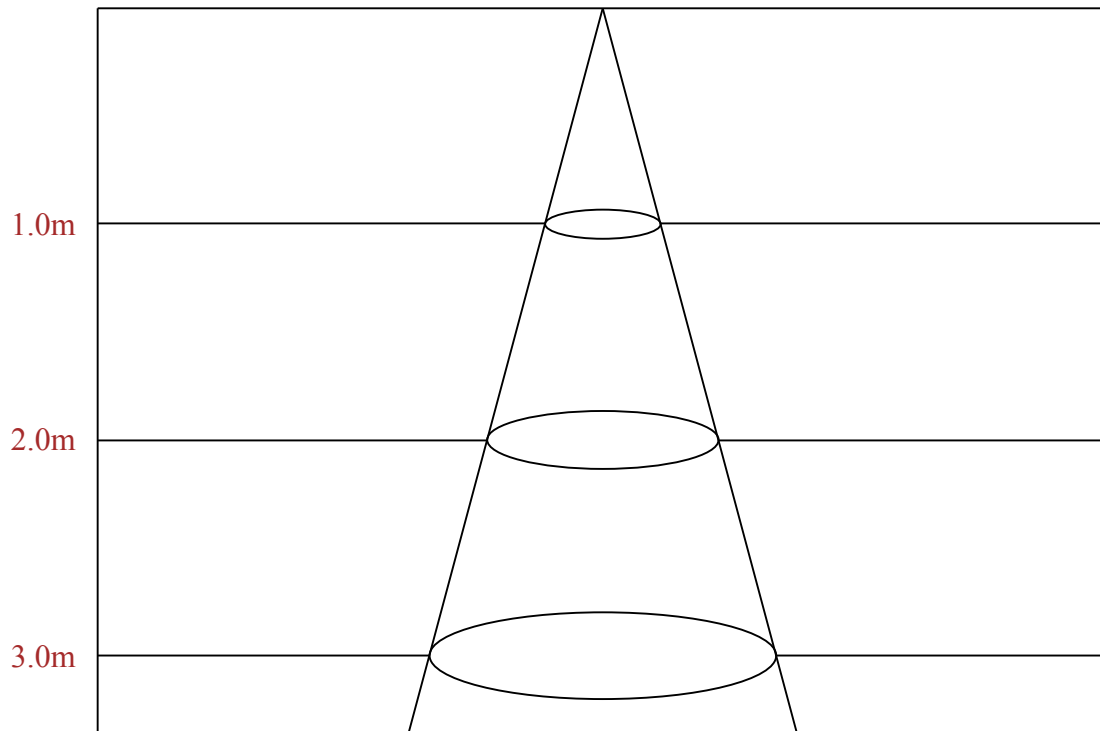
---

Equipment: equipamento lumini  
Temperature(°C): 25.0

Date: 10/06/2025  
Humidity(%): 58.0%

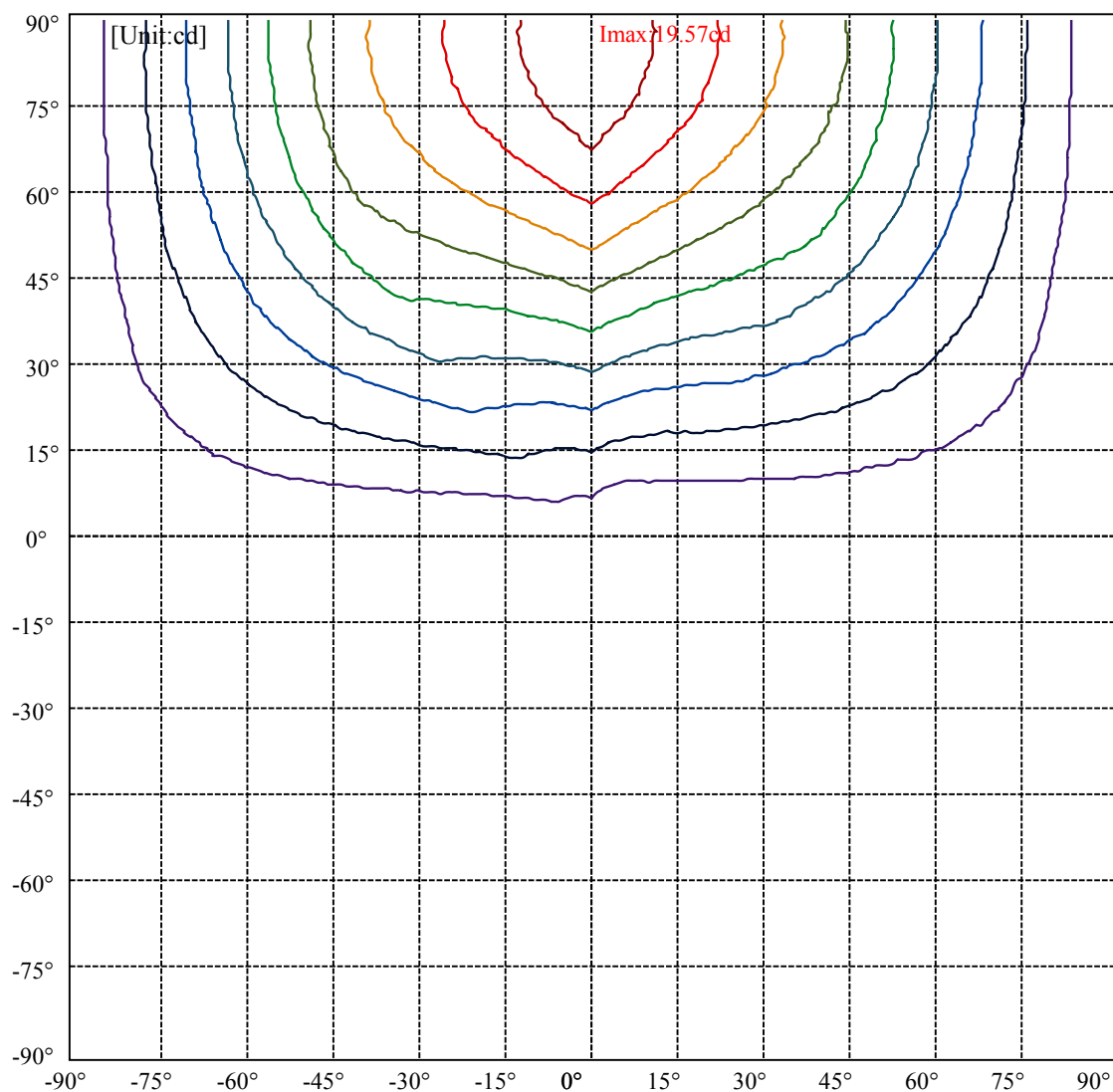
Operator: 01  
Distance(m): 6.90





Max , Ave

Beam angle of C90 plane 195.65



## lumini

### Luminance Limiting Curve(no luminous side)

Appendix Page: 5 Total:6

Luminance Table

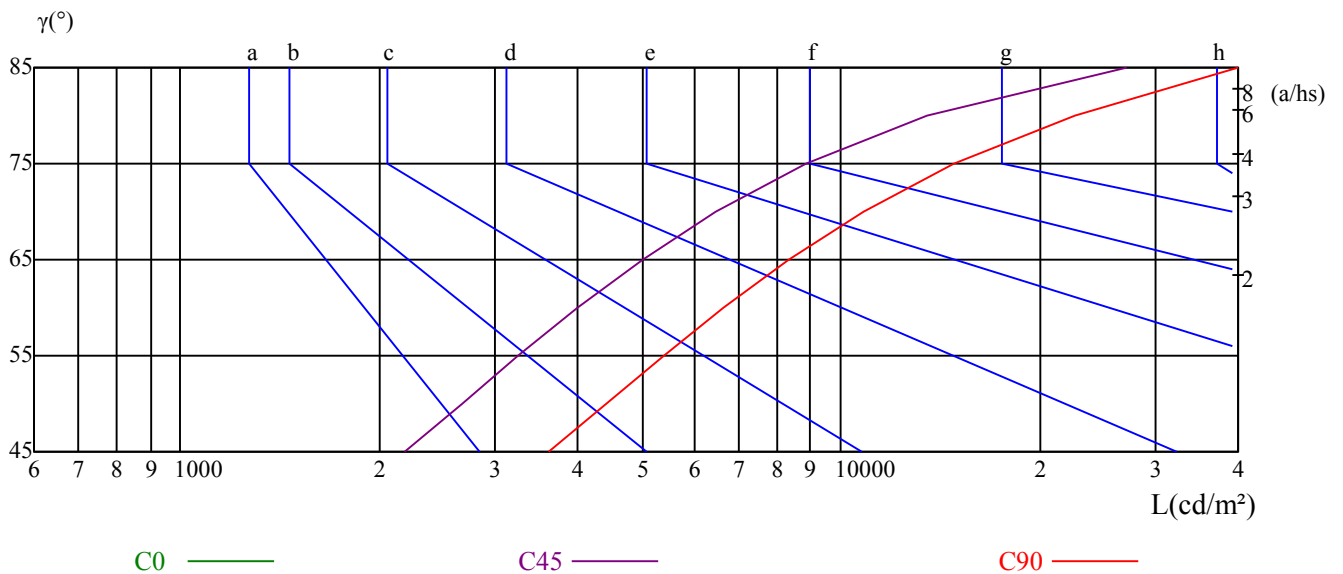
$\gamma$	45	50	55	60	65	70	75	80	85
C0	27	0	34	39	0	0	0	0	223
C45	2185	2676	3236	3984	5012	6477	8860	13485	27202
C90	3614	4414	5387	6665	8346	10852	14866	22605	45596

L(Hor)(65)	L(Ver)(65)	L45(65)	L(Hor)(75)	L(Ver)(75)	L45(75)	L(Hor)(85)	L(Ver)(85)	L45(85)
69	4242	2742	113	7546	4777	446	23077	14632

Glare Table

Glare	Quality	Service Values Illuminance(lx)							
1.15	A	2000	1000	500	$\leq 300$				
1.5	B		2000	1000	500	$\leq 300$			
1.85	C			2000	1000	500	$\leq 300$		
2.2	D				2000	1000	500	$\leq 300$	
2.55	E					2000	1000	500	$\leq 300$
		a	b	c	d	e	f	g	h

Luminance Limiting Curve



Equipment: equipamento lumini  
Temperature(°C): 25.0

Date: 10/06/2025  
Humidity(%): 58.0%

Operator: 01  
Distance(m): 6.90

Illumination assessment according UGR											
Rf of Ceiling	70	70	50	50	30	70	70	50	50	30	
Rf of Wall	50	30	50	30	30	50	30	50	30	30	
Rf of Floor	20	20	20	20	20	20	20	20	20	20	
Room dimensions		Viewed crosswise					Viewed endwise				
X	Y										
2H	2H	10.08	11.14	10.98	12.09	13.33	17.87	18.93	18.77	19.88	21.12
	3H	12.06	13.04	12.97	14.01	15.26	22.18	23.16	23.10	24.13	25.38
	4H	12.95	13.89	13.87	14.86	16.12	24.47	25.41	25.40	26.38	27.64
	6H	13.72	14.61	14.65	15.58	16.86	26.98	27.87	27.91	28.84	30.12
	8H	13.98	14.85	14.92	15.82	17.10	28.33	29.19	29.27	30.17	31.45
	12H	14.18	15.02	15.12	16.00	17.28	29.82	30.66	30.76	31.64	32.92
4H	2H	14.33	15.27	15.26	16.24	17.50	18.54	19.48	19.47	20.45	21.71
	3H	16.68	17.52	17.62	18.50	19.79	23.03	23.87	23.97	24.85	26.14
	4H	17.91	18.68	18.86	19.67	20.97	25.57	26.35	26.53	27.33	28.64
	6H	18.91	19.61	19.87	20.62	21.91	28.26	28.96	29.22	29.97	31.26
	8H	19.32	19.98	20.29	20.99	22.29	29.77	30.43	30.74	31.44	32.74
	12H	19.66	20.28	20.63	21.28	22.61	31.44	32.06	32.42	33.06	34.39
8H	4H	20.90	21.57	21.87	22.58	23.88	25.98	26.65	26.95	27.66	28.96
	6H	22.48	23.05	23.46	24.06	25.39	28.94	29.52	29.92	30.53	31.86
	8H	23.26	23.77	24.25	24.80	26.13	30.70	31.21	31.69	32.24	33.57
	12H	23.86	24.31	24.85	25.36	26.68	32.60	33.06	33.60	34.10	35.42
12H	4H	21.88	22.50	22.85	23.50	24.82	26.05	26.67	27.02	27.67	29.00
	6H	23.84	24.35	24.83	25.38	26.71	29.14	29.66	30.14	30.68	32.01
	8H	24.82	25.28	25.81	26.32	27.64	30.94	31.40	31.93	32.44	33.76
Variation with the observer position at spacings:											
S = 1.0H		0.2/-1.7					0.2/-0.7				
S = 1.5H		0.2/-1.6					0.2/-0.6				
S = 2.0H		0.1/-1.4					0.2/-0.5				
Standard tables:		BKBF					BK12				
Uncorrected UGR		13.5					7.7				

依据CIE Publ. 117 计算 UGR, S/H = 0.25